

Steps to enrol into Digital Learning @ NTU Library

Step 1:

Login to NTULearn

Step 2: (Remember to login to NTULearn before proceeding to step 2)

Click on the link

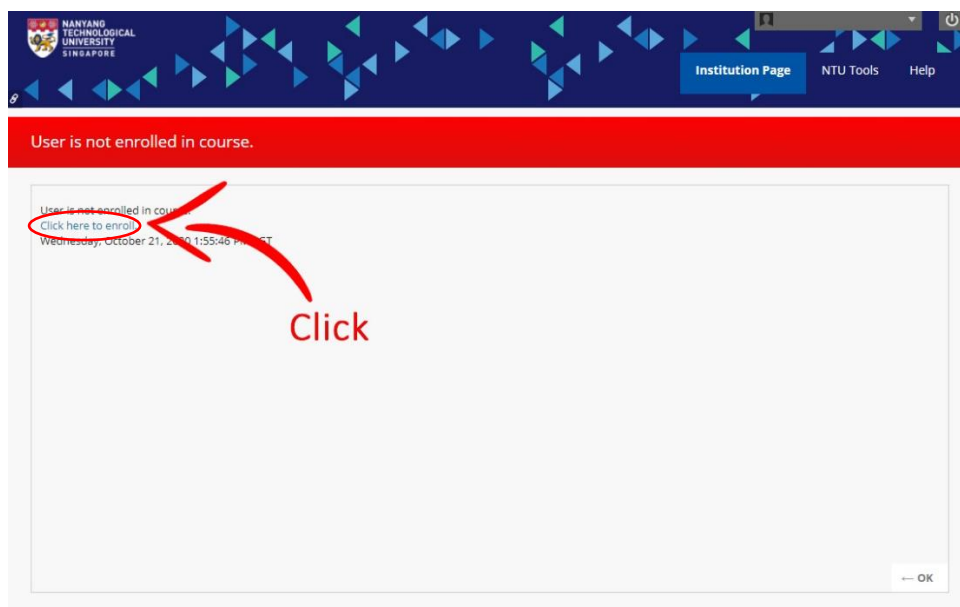
https://ntulearn.ntu.edu.sg/webapps/blackboard/execute/launcher?type=Course&id=_324304_1&url=

Or

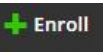
Search for “Digital learning” under the course tab. From the search results click ‘Digital Learning at NTU Library’

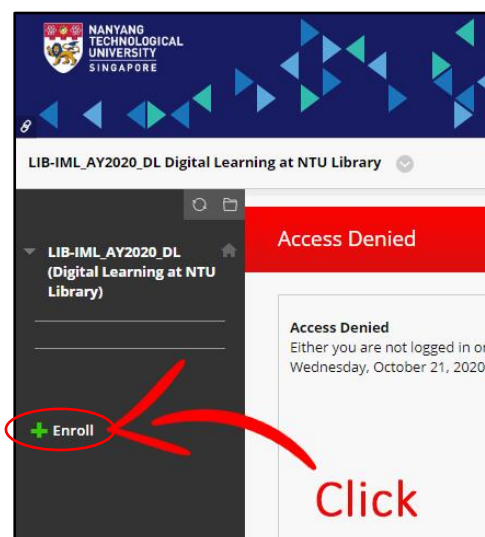
Step 3:

Click on the ‘Click here to enrol’ link



Step4:

Click on the  Enroll button on the left side of page as shown below



Step5:

Once you have enrolled you should be able to access to the Digital Learning at NTU Library course site

NANYANG TECHNOLOGICAL UNIVERSITY SINGAPORE

LIB-IML_AY2020_DL Digital Learning at NTU Library About the course site

LIB-IML_AY2020_DL (Digital Learning at NTU Library)

About the course site

Announcements

Bb Collaborate Ultra

Contents

EndNote Interactive

Mendeley Interactive

H-index

Contact Us

About the course site

Digital Learning @ NTU Library was launched in January 2021 and it houses self-paced e-learning modules developed by Digital Scholarship & Education. As of 14 Jan 2021, these three modules are available:

- 1) EndNote interactive: A quick introduction to the Reference Management tool, EndNote
- 2) Mendeley interactive: A quick introduction to the Reference Management tool, Mendeley
- 3) h-index: Grasp the concept and learn how to calculate it

These modules are suitable for staff and students.

To access these modules, interested participants will need to self-enrol. Instructions are provided below:

-End of Document-